

CITGO Style Guide

2026



CITGO®

Table of Contents	Page
Purpose of the Style Guide	2
CITGO Logo	
Standard Usage Without Tagline	4
Standard Usage With Tagline	5
Four-Color Process Formula (White Background)	6
Pantone Color Formula (White Background)	7
Four-Color Process Formula (Color Background)	8
Pantone Color Formula (Color Background)	9
Restrictions	10
Logotype	11
CITGO Colors	12
Trademark Guidelines	
CITGO Trademarks	14
Logos	
CITGO Aruba	17
CITGO International	18
CITGO Petrochemicals Logo	19
CITGO Solvents Logo	20
Simón Bolívar Foundation®	21
CITGO AMERISTORE®	22
Departmental Logos	23
Club CITGO®	24
TriCLEAN®	25
CITGO Payment Card Art	26
Layout Fonts	28
Lubricants	
CITGO Lubricants Logo	31
CITGARD®	32
SynDurance®	33
SUPERGARD®	34
TRANSGARD®	35
OverDrive HD®	36
QuatraSyn®	37
GreenWay®	38
LubeAlert®	39
Mystik®	40
Mystik Iconic Dot	41
JT® Products	42
SX-7000®	43
Clarion®	44
Vektor Partner™	45
Lubricant Trademarks	46

PURPOSE OF THE STYLE GUIDE

The CITGO Style Guide is the official reference tool for CITGO employees and those responsible for the integrity of the CITGO brand in all forms of media, including print material, digital replication, video and web display. Its purpose is to:

- maintain the highest level of consistency of the CITGO brand image,
- ensure proper reproduction of the CITGO logo, and
- consistently portray and build upon CITGO brand equity.

While this guide is built to address common usages and questions, there are other design scenarios not covered. If you have any questions on the proper use of CITGO logos, campaign slogans or taglines, please contact:

Patrick Valdes
832-486-4293 or pvaldes@CITGO.com

Lauren Martin
832-486-4490 or lcarte4@CITGO.com

IMPORTANCE OF THE CITGO LOGO

The CITGO logo is a highly recognizable symbol. The logo is a registered trademark and represents not only the CITGO brand, but all employees, Marketers and thousands of retail locations across the nation.

Every effort should be made to maintain the integrity of this logo in all applications. All CITGO trademarks and logos should be used tastefully and in an appropriate fashion. The various approved executions of the CITGO logo and other registered trademarks included in this manual have been carefully developed and implemented. Please do your part to ensure these valuable brand assets are protected and used properly in every application.

CITGO LOGO



CITGO LOGO: STANDARD USAGE WITHOUT TAGLINE

This is the preferred logo for use outside of any community service oriented items. The CITGO logo consists of a trimark and the logotype "CITGO." CITGO carries a registered trademark and should be displayed with a superscript ® on the first reference within a document. Below are all accepted variations and usage of the logo.



Process Logo

For use on white, aluminum or very light backgrounds. Preferred on most advertising materials. Refer to pages 6 and 7 for additional specifications.



Two-Color Logo

The two-color, black and PMS 185 Red, logo should be used when full-color printing is not possible, but when two-color printing is available.



Process with Reverse Type Logo

For use on dark photo or color backgrounds that provide sufficient contrast with the logo colors.



Grey Scale Logo

For use on high resolution (250 dpi or higher) one and two-color applications that include black. For low resolution applications such as newspaper, silkscreening, etc., use one-color logo.



One-Color Logo

Use of the one-color version of the CITGO logo works best:

- at extremely small sizes, no smaller than 1/4-inch squared
- in one- or two-color low-resolution applications such as novelty items, T-shirts, mugs, caps, koozies, etc.
- where poor registration prevents the use of full-color logos
- when the background or substrate is not white

The standard one-color logo can appear in black, PMS 286 Blue, PMS 185 Red or reversed.



Promotional Item Usage

- Use only one primary logo on any one item at a time. Follow the standard logo guidelines.
- The preferred size for the CITGO logo on apparel is 1.6"W x 2.1"H.
- Any use of specific product names or product logos on branded items must receive prior approval via email at projectmgr@CITGO.com.
- For those items that present color challenges, a general rule to follow is to use the one-color version of the logo.
- For odd-sized or small promo items that do not easily fit the logo guidelines, contact projectmgr@CITGO.com for guidance.

CITGO LOGO: STANDARD USAGE WITH TAGLINE

The CITGO logo consists of a trimark and the logotype "CITGO." The tagline "Fueling Good" and CITGO logo each carry a registered trademark and should be displayed with a superscript ® on the first reference within a document. Below are all accepted variations and usage of the logo.



Process Logo

For use on white, aluminum or very light backgrounds. Preferred on most advertising materials. Refer to pages 6 and 7 for additional specifications.



Two-Color Logo

The two-color, black and PMS 185 Red, logo should be used when full-color printing is not possible, but when two-color printing is available.



Process with Reverse Type Logo

For use on dark photo or color backgrounds that provide sufficient contrast with the logo colors.



Grey Scale Logo

For use on high resolution (250 dpi or higher) one and two-color applications that include black. For low resolution applications such as newspaper, silkscreening, etc., use one-color logo.



One-Color Logo

Use of the one-color version of the CITGO logo works best:

- at extremely small sizes, no smaller than 1/4-inch squared
- in one- or two-color low-resolution applications such as novelty items, T-shirts, mugs, caps, koozies, etc.
- where poor registration prevents the use of full-color logos
- when the background or substrate is not white

The standard one-color logo can appear in black, PMS 286 Blue, PMS 185 Red or reversed.

Promotional Item Usage

- Use only one primary logo on any one item at a time. Follow the standard logo guidelines.
- The preferred size for the CITGO logo on apparel is 1.6"W x 2.1"H.
- Any use of specific product names or product logos on branded items must receive prior approval via email at projectmgr@CITGO.com.
- For those items that present color challenges, a general rule to follow is to use the one-color version of the logo.
- For odd-sized or small promo items that do not easily fit the logo guidelines, contact projectmgr@CITGO.com for guidance.



CITGO CORPORATE LOGO: FOUR-COLOR PROCESS FORMULA
(White Background)

A fixed relationship exists between each element in the complete logo. Do not alter the size, weight or physical relationship of any of the elements—trimark, logotype, tagline or background. Only the CITGO Brand Communications Department has the authority or direction to modify or enhance the CITGO logo for specific campaigns or purposes.

Four-Color Process Color Formula

ORANGE
60% Magenta
100% Yellow

DARK RED
30% Cyan
100% Magenta
100% Yellow

MEDIUM RED
5% Cyan
100% Magenta
100% Yellow


CITGO[®]

FUELING GOOD[®]

Tagline and Registration BLACK
100% Black

CITGO Logotype and Registration BLUE
100% Cyan
66% Magenta
2% Black

Please exercise caution to portray the logo in the strongest representation possible at all times. Conflicting visual material, including underlines, drop shadows, shapes or textures weaken the impact of the CITGO brand and are prohibited.



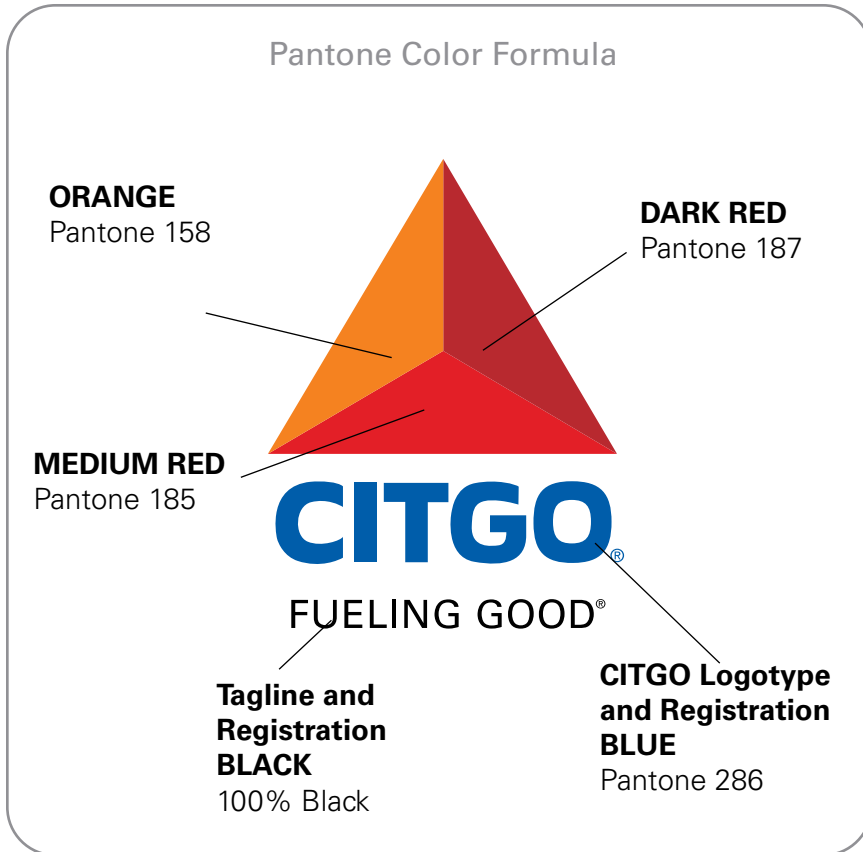
As a general rule, visual elements should be placed no closer to the logo than the width or height of the logo itself.

(Exceptions: the identification Lubricants, other approved company taglines and www.CITGO.com. These must be placed no closer than 1/4-inch away from the logo.)

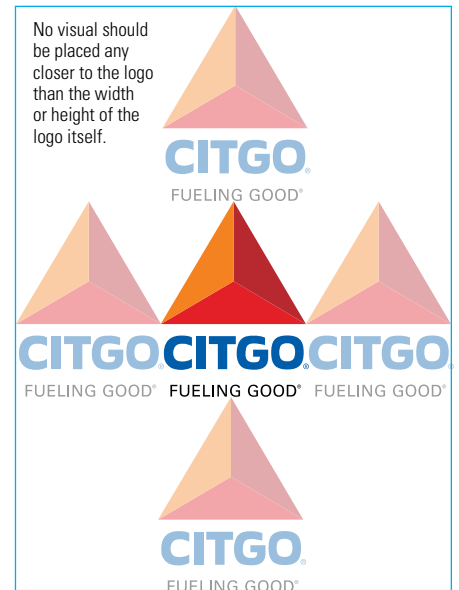
The CITGO logo is available in CMYK color formats for offset and/or Web printing. The ink combinations shown above are required to maintain the logo's color integrity.

CITGO CORPORATE LOGO: PANTONE COLOR FORMULA
(White Background)

A fixed relationship exists between each element in the complete logo. Do not alter the size, weight or physical relationship of any of the elements—trimark, logotype, tagline or background. Only the CITGO Brand Communications Department has the authority or direction to modify or enhance the CITGO logo for specific campaigns or purposes.



Please exercise caution to portray the logo in the strongest representation possible at all times. Conflicting visual material, including underlines, drop shadows, shapes or textures weaken the impact of the CITGO brand and are prohibited.



The CITGO logo is available in PANTONE color formats for offset and/or Web printing. The ink combinations shown above are required to maintain the logo's color integrity.

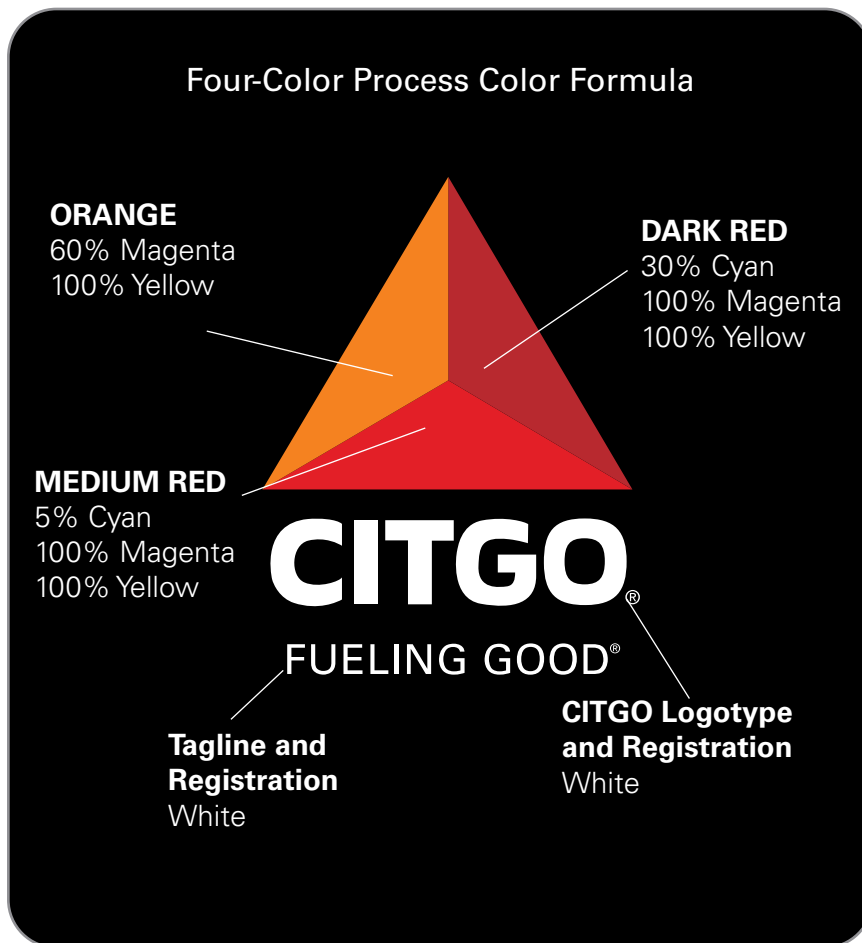
As a general rule, visual elements should be placed no closer to the logo than the width or height of the logo itself.

(Exceptions: the identification Lubricants, other approved company taglines and www.CITGO.com. These must be placed no closer than 1/4-inch away from the logo.)

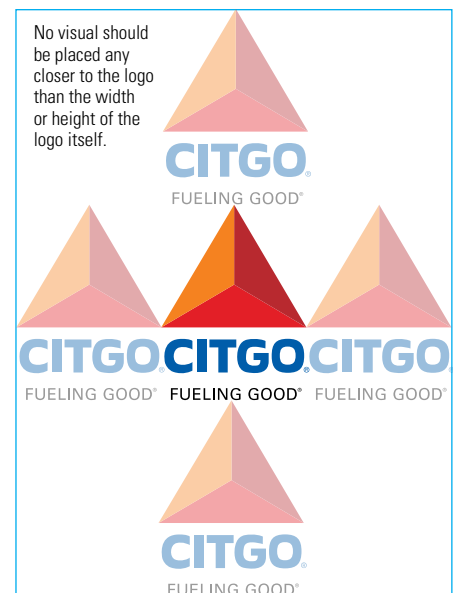
NOTE: Never combine CMYK and PANTONE colors to create the CITGO logo or other elements using CITGO colors.

CITGO LOGO: FOUR-COLOR PROCESS FORMULA (Color Background)

A fixed relationship exists between each element in the complete logo. Do not alter the size, weight or physical relationship of any of the elements—trimark, logotype, tagline or background. Only the CITGO Brand Communications Department has the authority or direction to modify or enhance the CITGO logo for specific campaigns or purposes.



Please exercise caution to portray the logo in the strongest representation possible at all times. Conflicting visual material, including underlines, drop shadows, shapes or textures weaken the impact of the CITGO brand and are prohibited.




As a general rule, visual elements should be placed no closer to the logo than the width or height of the logo itself.

(Exceptions: the tagline Fueling Good, the identification Lubricants, other approved company taglines and www.CITGO.com. These must be placed no closer than 1/4-inch away from the logo.)

NOTE: Never combine CMYK and PANTONE colors to create the CITGO logo or other elements using CITGO colors.


CITGO LOGO: PANTONE COLOR FORMULA (Color Background)

A fixed relationship exists between each element in the complete logo. Do not alter the size, weight or physical relationship of any of the elements—trimark, logotype or background. Only the CITGO Brand Communications Department has the authority or direction to modify or enhance the CITGO logo for specific campaigns or purposes.



The CITGO logo is available in PANTONE color formats for offset and/or Web printing. The ink combinations shown above are required to maintain the logo's color integrity.

Please exercise caution to portray the logo in the strongest representation possible at all times. Conflicting visual material, including underlines, drop shadows, shapes or textures weaken the impact of the CITGO brand and are prohibited.



As a general rule, visual elements should be placed no closer to the logo than the width or height of the logo itself.

(Exceptions: the tagline Fueling Good, the identification Lubricants, other approved company taglines and www.CITGO.com. These must be placed no closer than 1/4-inch away from the logo.)

NOTE: Never combine CMYK and PANTONE colors to create the CITGO logo or other elements using CITGO colors.

CITGO LOGO: RESTRICTIONS

Below are only a few restricted-use examples of the CITGO logo. Please contact the CITGO Brand Communications Department to clarify logo usage prior to display.



Never place the CITGO logo within a shape.



Never superimpose the CITGO logo on a heavy texture, background pattern or conflicting visual material.



Never incorporate the CITGO logo with other design elements to create a new logo without permission from the Brand Communications Department.



Never angle the CITGO logo without permission from the Brand Communications Department.



Never stretch the CITGO logo to fit a specified area.



Never place the CITGO logo side-by-side with another company's logo. The CITGO logo should always have dominating presence.



Never use the trimark symbol without permission from the Brand Communications Department.



Never change the CITGO logotype.



Never place the logotype to the side of the trimark without permission from the Brand Communications Department.

CITGO LOGO: Logotype

Below are examples of the CITGO logotype. Please contact the CITGO Brand Communications Department to clarify logotype usage prior to display.



LOGOTYPE

The logotype may be used as a separate design element only in certain situations, and then only in CITGO blue or black. (i.e., canopy applications)

The logotype may not be:

- used in place of the complete trimark,
- used in text, and/or
- repositioned within the CITGO logo.

When displayed as an independent design element, the logotype should be “dropped out” or used in negative form if the required CITGO blue or black are not available or appropriate.



Should layout prevent the use of negative form, the logotype may appear in any color compatible with the design, providing there is sufficient dark-to-light contrast.

General rules applying to trimark usage also apply to the logotype when used alone.

CITGO USED IN TEXT

CITGO should always appear in capital letters and in the same font and color as the surrounding text, no exceptions. CITGO carries a registered trademark and should be displayed with a superscript ® on the first reference within a document.

Examples:

Business correspondence:

“..in trying the new CITGO products.”

Business identification:

Frank’s CITGO Distributorship

Avoid using CITGO as a possessive. If possible, reword or adjust sentence structure to eliminate the apostrophe.

Examples:

Incorrect: “CITGO’s trimark is composed of...”

Correct: “The CITGO trimark is composed of...”

CITGO COLORS

Below are the CITGO colors (PANTONE and CMYK).

Key:
C = Cyan
M = Magenta
Y = Yellow
K = Black

Primary

Pantone 158 60% M / 100% Y R: 245 / G: 130 / B: 32	Pantone 185 5% C / 100% M / 100% Y R: 227 / G: 32 / B: 38	Pantone 187 30% C / 100% M / 100% Y R: 184 / G: 41 / B: 47
Pantone 286 100% C / 66% M / 2% K R: 0 / G: 93 / B: 170	Black 100% K R: 0 / G: 0 / B: 0	

Secondary

Pantone 7409 30% M / 95% Y	70% Pantone 1205 5% M / 31% Y	Pantone 7504 25% M / 45% Y / 40% K
Pantone 7493 14% C / 36% Y / 10% K	Pantone 7491 32% C / 100% Y / 40% K	Pantone 668 65% C / 64% M / 30% K

Grey Values

Pantone Cool Gray 8 1% M / 43% K	Pantone Cool Gray 9 1% M / 51% K	Pantone Cool Gray 10 2% M / 60% K	Pantone Warm Gray 9 11% M / 20% Y / 47% K
--	--	---	---

Optional Colors

Pantone 7510 30% M / 72% Y / 11% K	Pantone 458 10% C / 10% M / 73% Y	Pantone 7501 4% M / 20% Y / 6% K
Pantone 376 50% C / 100% Y	Pantone 382 29% C / 100% Y	Pantone 5275 60% C / 47% M / 30% K
Pantone 647 100% C / 56% M / 23% K	Pantone 632 92% C / 15% Y / 5% K	Pantone 282 100% C / 68% M / 54% K
Pantone 549 52% C / 6% M / 25% K	Pantone 321 100% C / 31% Y / 23% K	Pantone 5473 82% C / 28% Y / 52% K
Pantone 7545 23% C / 2% M / 63% K	Pantone 444 15% C / 15% Y / 42% K	

TRADEMARK GUIDELINES



TRADEMARK

A trademark is a word, name, symbol, logo, device or any combination of these, adopted and used by a manufacturer or merchant to identify his/her goods and distinguish them from those manufactured or sold by others.

CITGO®

A service mark is a mark used, or intended to be used, in the sale or advertising of services. It distinguishes the services of one person from the services of others and indicates the source of the services, even if that source is unknown. Titles, character names and other distinctive features of radio or television programs may be registered as service marks, notwithstanding that they, or the program, may advertise the goods of the sponsor.

Identification of trademarks and registered trademarks must be made on the first, most prominent appearance of the item. Items located within close proximity of the trademark identification should be acknowledgement of the entity that owns the legal trademark. Trademark and service marks that are registered in typed format protect the word itself. These marks may appear in any stylized format.

For instance, the registration for CITGO (Registration No. 811,940) would protect either:

CITGO® or CITGO®

However, it would not protect "CIT-GO" as the structure of the word, rather than the appearance, has been altered.

Federally registered trademarks should be identified with the federal registration symbol, ®. Failure to identify a federally registered mark as such can affect an entity's ability to collect damages in a lawsuit and can even result in allegations of fraud. Prior to registration, trademarks (used on goods such as lubricants) may be identified by the symbol, TM. Service marks used in connection with services such as convenience stores or non-product advertising may be identified by the symbol, SM.

The following restrictions apply to all logos addressed in this Style Guide.

It is prohibited to:

- reposition elements,
- create drop shadows,
- add elements,
- make color changes, and/or
- change in any way the images created and provided by CITGO.

Any changes must be authorized and approved by the CITGO Brand Communications Department.

CITGO TRADEMARKS

AMERISTORE®

CITIES Services®

CITIES Services Oils®

CITGO®

CITGO Chip & Mobile™

CITGOFleet®

CITGO Plus®

CITGO PlusPAY™

Club CITGO®

Earthkeepers®

Fueling Good®

Fueling Education®

Fueling Education & Design®

MarketNet®

Quick Mart®

Simón Bolívar Foundation®

Team CITGO®

TriCLEAN®

The WInning Edge®

Copyright And Trademark Disclaimers

All names, logos, products, programs and taglines referenced in this guide and carrying a trademark or registered trademark should be displayed with a superscript TM or ® on the first reference within a document. Additionally, the disclaimer below (or one similar) must be used. Product, program and taglines can be specifically referenced in the disclaimer, but it is not necessary.

Example:

© CITGO Petroleum Corporation

CITGO, as well as the CITGO logo, trade name and trade dress, and all related marks are registered trademarks of CITGO Petroleum Corporation.

LOGOS



CITGO ARUBA

The CITGO Aruba logo consists of a trimark and the logotype “CITGO Aruba.” CITGO carries a registered trademark and should be displayed with a superscript ® on the first reference within a document. Below are all accepted variations and usage of the logo. A fixed relationship exists between each element in the complete logo. Color specifications match the CITGO logo specifications on pages 6–9. Do not alter the size, weight or physical relationship of any of the elements—trimark, logotype, tagline or background. Only the CITGO Brand Communications Department has the authority or direction to modify or enhance the CITGO Aruba logo for specific campaigns or purposes.



Process Logo

For use on white, aluminum or very light backgrounds. Preferred on most advertising materials.



Process with Reverse Type Logo

For use on dark photo or color backgrounds that provide sufficient contrast with the logo colors.



One-Color Logotype

Use of the one-color CITGO Aruba logotype works best:

- at extremely small sizes, no smaller than 1/2-inch squared
- in one-color low-resolution applications, including novelty items such as T-shirts, mugs, caps, koozies, etc.
- where poor registration prevents the use of full-color logos
- when the background or substrate is not white



The standard one-color logo can appear in black, PMS 286 Blue or reversed.



One-Color Logo

Use of the one-color version of the CITGO Aruba logo works best:

- at extremely small sizes, no smaller than 1/4-inch squared
- in one-color low-resolution applications, including novelty items such as T-shirts, mugs, caps, koozies, etc.
- where poor registration prevents the use of full-color logos
- when the background or substrate is not white



The standard one-color logo can appear in black, PMS 286 Blue or reversed.

Promotional Item Usage

- Use only one primary logo on any one item at a time. Follow the standard logo guidelines.
- The preferred size for the CITGO Aruba logo on apparel is 1.6" W x 2.1" H.
- Any use of specific product names or product logos on branded items must receive prior approval via email at projectmgr@CITGO.com.
- For those items that present color challenges, a general rule to follow is to use the one-color version of the logo. There should never be a white box around the logo.
- For odd-sized or small promo items that do not easily fit the logo guidelines, contact projectmgr@CITGO.com for guidance.

CITGO INTERNATIONAL LOGO

The CITGO International logo consists of a trimark and the logotype “CITGO International”. CITGO carries a registered trademark and should be displayed with a superscript ® on the first reference within a document. Below are all accepted variations and usage of the logo. Color specifications match the CITGO logo specifications on pages 6–9. A fixed relationship exists between each element in the complete logo. Do not alter the size, weight or physical relationship of any of the elements—trimark, logotype or background. Only the CITGO Brand Communications Department has the authority or direction to modify or enhance the CITGO International logo for specific campaigns or purposes.



Process Logo

For use on white, aluminum or very light backgrounds. Preferred on most advertising materials.



Two-Color Logo

The two-color, black and PMS 185 Red, logo should be used when full-color printing is not possible, but when two-color printing is available.



Process with Reverse Type Logo

For use on dark photo or color backgrounds that provide sufficient contrast with the logo colors.



Grey Scale Logo

For use on high resolution (250 dpi or higher) one and two-color applications that include black. For low resolution applications such as newspaper, silkscreening, etc., use one-color logo.



One-Color Logo

Use of the one-color version of the CITGO International logo works best:

- at extremely small sizes, no smaller than 1/4-inch squared
- in one- or two-color low-resolution applications, including novelty items such as T-shirts, mugs, caps, koozies, etc.
- where poor registration prevents the use of full-color logos
- when the background or substrate is not white

The standard one-color logo can appear in black, PMS 286 Blue, PMS 185 Red or reversed.



Promotional Item Usage

- Use only one primary logo on any one item at a time. Follow the standard logo guidelines.
- The preferred size for the CITGO International logo on apparel is 1.6”W x 2.1”H.
- Any use of specific product names or product logos on branded items must receive prior approval via email at projectmgr@CITGO.com.
- For those items that present color challenges, a general rule to follow is to use the one-color version of the logo. There should never be a white box around the logo.
- For odd-sized or small promo items that do not easily fit the logo guidelines, contact projectmgr@CITGO.com for guidance.

CITGO PETROCHEMICALS LOGO

The CITGO Petrochemicals logo consists of a trimark and the logotype “CITGO Petrochemicals.” CITGO carries a registered trademark and should be displayed with a superscript ® on the first reference within a document. Below are all accepted variations and usage of the logo. Color specifications match the CITGO logo specifications on pages 6–9. A fixed relationship exists between each element in the complete logo. Do not alter the size, weight or physical relationship of any of the elements—trimark, logotype or background. Only the CITGO Brand Communications Department has the authority or direction to modify or enhance the CITGO Petrochemicals logo for specific campaigns or purposes.



Process Logo

For use on white, aluminum or very light backgrounds. Preferred on most advertising materials.



Two-Color Logo

The two-color, black and PMS 185 Red, logo should be used when full-color printing is not possible, but when two-color printing is available.



Process with Reverse Type Logo

For use on dark photo or color backgrounds that provide sufficient contrast with the logo colors.



Grey Scale Logo

For use on high resolution (250 dpi or higher) one and two-color applications that include black. For low resolution applications such as newspaper, silkscreening, etc., use one-color logo.



One-Color Logo

Use of the one-color version of the CITGO Petrochemicals logo works best:

- at extremely small sizes, no smaller than 1/4-inch squared
- in one- or two-color low- resolution applications, including novelty items such as T-shirts, mugs, caps, koozies, etc.
- where poor registration prevents the use of full-color logos
- when the background or substrate is not white

The standard one-color logo can appear in black, PMS 286 Blue, PMS 185 Red or reversed.



Promotional Item Usage

- Use only one primary logo on any one item at a time. Follow the standard logo guidelines.
- The preferred size for the CITGO Petrochemicals logo on apparel is 1.6”W x 2.1”H.
- Any use of specific product names or product logos on branded items must receive prior approval via email at projectmgr@CITGO.com.
- For those items that present color challenges, a general rule to follow is to use the one-color version of the logo. There should never be a white box around the logo.
- For odd-sized or small promo items that do not easily fit the logo guidelines, contact projectmgr@CITGO.com for guidance.

CITGO SOLVENTS LOGO

The CITGO Solvents logo consists of a trimark and the logotype “CITGO Solvents” CITGO carries a registered trademark and should be displayed with a superscript ® on the first reference within a document. Below are all accepted variations and usage of the logo. Color specifications match the CITGO logo specifications on pages 6–9. A fixed relationship exists between each element in the complete logo. Do not alter the size, weight or physical relationship of any of the elements—trimark, logotype or background. Only the CITGO Brand Communications Department has the authority or direction to modify or enhance the CITGO Solvents logo for specific campaigns or purposes.



Process Logo

For use on white, aluminum or very light backgrounds. Preferred on most advertising materials.



Two-Color Logo

The two-color, black and PMS 185 Red, logo should be used when full-color printing is not possible, but when two-color printing is available.



Process with Reverse Type Logo

For use on dark photo or color backgrounds that provide sufficient contrast with the logo colors.



Grey Scale Logo

For use on high resolution (250 dpi or higher) one and two-color applications that include black. For low resolution applications such as newspaper, silkscreening, etc., use one-color logo.



One-Color Logo

Use of the one-color version of the CITGO Solvents logo works best:

- at extremely small sizes, no smaller than 1/4-inch squared
- in one- or two-color low-resolution applications, including novelty items such as T-shirts, mugs, caps, koozies, etc.
- where poor registration prevents the use of full-color logos
- when the background or substrate is not white

The standard one-color logo can appear in black, PMS 286 Blue, PMS 185 Red or reversed.

Promotional Item Usage

- Use only one primary logo on any one item at a time. Follow the standard logo guidelines.
- The preferred size for the CITGO Lubricants logo on apparel is 1.6”W x 2.1”H.
- Any use of specific product names or product logos on branded items must receive prior approval via email at projectmgr@CITGO.com.
- For those items that present color challenges, a general rule to follow is to use the one-color version of the logo. There should never be a white box around the logo.
- For odd-sized or small promo items that do not easily fit the logo guidelines, contact projectmgr@CITGO.com for guidance.



SIMÓN BOLÍVAR FOUNDATION®

The Simón Bolívar Foundation logo should always appear as shown below. The Simón Bolívar Foundation carries a trademark and the name should be displayed with a superscript ® on the first reference within a document.



Four-color version - English



Four-color version - Spanish



One-color version - English



One-color version - Spanish

Variations available:



Simón Bolívar Foundation.



Simón Bolívar
Foundation.

Simón Bolívar Foundation Used in Text

The Simón Bolívar Foundation font should not be displayed in another font, except when used in paragraph form and should always appear in the same font and color as the surrounding text, no exceptions.

Example:

Business correspondence:

“The Simón Bolívar Foundation began to...”

Avoid using The Simón Bolívar Foundation as a possessive. If possible, reword or adjust sentence structure to eliminate the apostrophe.

Examples:

Incorrect: “The Simón Bolívar Foundation’s logo is composed of...”

Correct: “The Simón Bolívar Foundation logo is composed of...”

The ink combinations shown below are required to maintain the logo’s color integrity.

- PANTONE = PMS 187 Dark Red, PMS 185 Medium Red, PMS 286 Blue, PMS 158 Orange, Black
- CMYK = Dark Red (30% Cyan, 100% Magenta, 100% Yellow)
Medium Red (5% Cyan, 100% Magenta, 100% Yellow)
Blue (100% Cyan, 66% Magenta, 2% Black)
Orange (60% Magenta, 100% Yellow,)
Black (100% Black)

Logo Variations

Variations exist for both the English and Spanish versions and to best fit various imprint areas and sizes.

Use the primary version when possible.

CITGO AMERISTORE®

AMERISTORE refers to the premier convenience store brand image for CITGO retail locations. The AMERISTORE logo consists of the word “AMERI” in blue and the word “STORE” in red and contains a star between AMERI and STORE. It can also be printed in all black. It should always appear as shown below. The AMERISTORE logo should always be positioned in close proximity to the CITGO logo or type. AMERISTORE carries a registered trademark and should be displayed with a superscript ® on the first reference within a document.



Two-color version



One-color version

AMERISTORE carries a registered trademark and should be displayed with a superscript ® on the first reference within a document.

AMERISTORE Used in Text

The AMERISTORE logo should not be displayed in another font, except when used in paragraph form. AMERISTORE should always appear in capital letters and in the same font and color as the surrounding text, no exceptions.

Examples:

Business correspondence:

“..in trying the new AMERISTORE products.”

Avoid using AMERISTORE as a possessive. If possible, reword or adjust sentence structure to eliminate the apostrophe.

Examples:

Incorrect: “AMERISTORE’s logo is composed of..”

Correct: “The AMERISTORE logo is composed of..”

The ink combinations shown below are required to maintain the logo’s color integrity.

- PANTONE = PMS 653 Blue, PMS 180 Red
- CMYK = Blue (92% Cyan, 72% Magenta, 17% Yellow, 3% Black)
Red (13% Cyan, 84% Magenta, 84% Yellow, 3% Black)
Black (100% Black)

DEPARTMENTAL LOGOS

CITGO Petroleum departmental logos consist of the corporate logo with the department name below it as shown. Brand Communications discourages departments from creating separate, branded logos.



**Government and
Public Affairs**

Department Names Used in Text

Department names should always appear in the same font and color as the surrounding text, no exceptions.

Example:

Business correspondence:

“The Government and Public Affairs department is developing a new...”



**Government and
Public Affairs**

The department name is placed under the logo, either centered or flush left with the logo and in Univers Bold.

The cap height of the department name is the same as the cap height of the “I” in CITGO. The space from the logo to the department name is also the same as the cap height of the “I” in CITGO.



**Government and
Public Affairs**



**Government and
Public Affairs**



**Government and
Public Affairs**


CLUB CITGO® LOGO

The Club CITGO logo was developed to represent the CITGO loyalty rewards program. It should always appear as shown below. Club CITGO carries a trademark and should be displayed with a superscript ® on the first reference within a document.



Club CITGO®

Square four-color version
for white background



Club CITGO®

Square one-color version
for white background



Square four-color version
for light color background



Square four-color version
for dark color background

Club CITGO Used in Text

The Club CITGO logo should not be displayed in another font, except when in paragraph form. It should always be referred to as Club CITGO (CITGO in all caps) in copy and in the same font and color as the surrounding text, no exceptions. The program should never be referred to as Club C.

Example:

Business correspondence:

"..in trying the new Club CITGO app."

Avoid using Club CITGO as a possessive. If possible, reword or adjust sentence structure to eliminate the apostrophe.

Examples:

Incorrect: "Club CITGO's logo is composed of..."

Correct: "The Club CITGO logo is composed of..."

The ink combinations shown below are required to maintain the logo's color integrity.

- PANTONE = PMS 187 Red, PMS 286 Blue, Black
- CMYK = Red (30% Cyan, 100% Magenta, 100% Yellow)
Blue (100% Cyan, 66% Magenta, 2% Black)
Black (100% Black)

TRICLEAN® LOGO

The TriCLEAN logo represents the high quality gasoline sold by CITGO. It should always appear as shown below. Club CITGO carries a registered trademark and should be displayed with a superscript ® on the first reference within a document.



Four-color version



One-color reversed version



One-color version

TriCLEAN Used in Text

The TriCLEAN logo should not be displayed in another font, except when in paragraph form. TriCLEAN should use a capital "T" and "CLEAN" in the same font and color as the surrounding text, no exceptions.

Example:

Business correspondence:

"..when you purchase TriCLEAN gasoline."

Avoid using TriCLEAN as a possessive. If possible, reword or adjust sentence structure to eliminate the apostrophe.

Examples:

Incorrect: "TriCLEAN's logo is composed of.."

Correct: "The TriCLEAN logo is composed of.."

The ink combinations shown below are required to maintain the logo's color integrity.

- PANTONE = PMS 187 Dark Red, PMS 185 Medium Red, PMS 286 Blue, PMS 158 Orange, Black
- CMYK = Dark Red (30% Cyan, 100% Magenta, 100% Yellow)
Medium Red (5% Cyan, 100% Magenta, 100% Yellow)
Blue (100% Cyan, 66% Magenta, 2% Black)
Orange (60% Magenta, 100% Yellow,)
Black (100% Black)

CITGO PAYMENT CARD ART

The CITGO Payment Card program offers the following proprietary cards. Use or modification of any card art without the authorization of CITGO Payment Card Operations is prohibited.

Business to Business Cards




CITGO Fleet Select Card
(formerly CITGO Business Select Card)

Gift Card



CITGO Gift Card



CITGO Fleet Card
(formerly CITGO Business Card)



CITGO Fleet Universal Card

LAYOUT FONTS



FONTS

Univers

Univers represents the standard brand font for all CITGO collateral. This clean and edgy font should be used as the primary font in CITGO brochures, manuals, ads, flyers, etc. If Univers is not available Helvetica can be used as a substitute.

Heads

Univers 45 Light

Headline

Univers 55 Roman

Headline

Univers 65 Bold

Headline

Univers 67 Bold Condensed

Headline

Univers 75 Black

Headline

Body Text

Univers 45 Light

Lor senisim nismodolore facipit nonse dolore tat dolummy nisit ad ting eum in veraess equamco mmodolore minibh exer sequat, quationse min-

Univers 45 Light Oblique

Lor senisim nismodolore facipit nonse dolore tat dolummy nisit ad ting eum in veraess equamco mmodolore minibh exer sequat, quationse min-

Univers 45 Light Condensed

Lor senisim nismodolore facipit nonse dolore tat dolummy nisit ad ting eum in veraess equamco mmodolore minibh exer sequat, quationse mincillamet nim dolesequate corer

Univers 45 Light Condensed Oblique

Lor senisim nismodolore facipit nonse dolore tat dolummy nisit ad ting eum in veraess equamco mmodolore minibh exer sequat, quationse mincillamet nim

Univers 55 Roman

Lor senisim nismodolore facipit nonse dolore tat dolummy nisit ad ting eum in veraess equamco mmodolore minibh exer sequat,

Univers 55 Oblique

Lor senisim nismodolore facipit nonse dolore tat dolummy nisit ad ting eum in veraess equamco mmodolore minibh exer sequat,

FONTS

ITC Berkeley Oldstyle

The Adobe Berkeley font works best as a complement to Univers. It provides a light and friendly feel, working well as a title, header, sub header, etc., font in documents that are copy-intensive.

Heads

ITC Berkeley Oldstyle Book

Headline

ITC Berkeley Oldstyle Italic

Headline

ITC Berkeley Oldstyle Bold

Headline

ITC Berkeley Oldstyle Bold Italic

Headline

ITC Berkeley Oldstyle Black

Headline

ITC Berkeley Oldstyle Black Italic

Headline

Body Text

ITC Berkeley Oldstyle Book

Lor senisim nismodolore facipit nonse dolore tat dolummy nisit ad ting eum in veraess equamco mmodolore minibh exer sequat, quationse mincillamet nim Digna amet eros non volestio od

ITC Berkeley Oldstyle Bold

Lor senisim nismodolore facipit nonse dolore tat dolummy nisit ad ting eum in veraess equamco mmodolore minibh exer sequat, quationse mincillamet nim dolesequate corer susto dipsustrud

ITC Berkeley Oldstyle Bold

Lor senisim nismodolore facipit nonse dolore tat dolummy nisit ad ting eum in veraess equamco mmodolore minibh exer sequat, quationse mincillamet nim dolesequate corer

ITC Berkeley Oldstyle Bold Italic

Lor senisim nismodolore facipit nonse dolore tat dolummy nisit ad ting eum in veraess equamco mmodolore minibh exer sequat, quationse mincillamet nim dolesequate corer susto dip-

ITC Berkeley Oldstyle Black

Lor senisim nismodolore facipit nonse dolore tat dolummy nisit ad ting eum in veraess equamco mmodolore minibh exer sequat, quationse mincillamet nim dolese-

ITC Berkeley Oldstyle Black Italic

Lor senisim nismodolore facipit nonse dolore tat dolummy nisit ad ting eum in veraess equamco mmodolore minibh exer sequat, quationse mincillamet nim dolesequate corer susto

LUBRICANTS



CITGO LUBRICANTS LOGO

The CITGO Lubricants logo consists of a trimark and the logotype “CITGO Lubricants.” CITGO carries a registered trademark and should be displayed with a superscript ® on the first reference within a document. Below are all accepted variations and usage of the logo. Color specifications match the CITGO logo specifications on pages 6–9. A fixed relationship exists between each element in the complete logo. Do not alter the size, weight or physical relationship of any of the elements—trimark, logotype or background. Only the CITGO Brand Communications Department has the authority or direction to modify or enhance the CITGO Lubricants logo for specific campaigns or purposes.



Process Logo

For use on white, aluminum or very light backgrounds. Preferred on most advertising materials.



Two-Color Logo

The two-color, black and PMS 185 Red, logo should be used when full-color printing is not possible, but when two-color printing is available.



Process with Reverse Type Logo

For use on dark photo or color backgrounds that provide sufficient contrast with the logo colors.



Grey Scale Logo

For use on high resolution (250 dpi or higher) one and two-color applications that include black. For low resolution applications such as newspaper, silkscreening, etc., use one-color logo.



One-Color Logo

Use of the one-color version of the CITGO Lubricants logo works best:

- at extremely small sizes, no smaller than 1/4-inch squared
- in one- or two-color low-resolution applications, including novelty items such as T-shirts, mugs, caps, koozies, etc.
- where poor registration prevents the use of full-color logos
- when the background or substrate is not white

The standard one-color logo can appear in black, PMS 286 Blue, PMS 185 Red or reversed.

Promotional Item Usage

- Use only one primary logo on any one item at a time. Follow the standard logo guidelines.
- The preferred size for the CITGO Lubricants logo on apparel is 1.6”W x 2.1”H.
- Any use of specific product names or product logos on branded items must receive prior approval via email at lubesmkt@CITGO.com.
- For those items that present color challenges, a general rule to follow is to use the one-color version of the logo. There should never be a white box around the logo.
- For odd-sized or small promo items that do not easily fit the logo guidelines, contact lubesmkt@CITGO.com for guidance.



CITGARD LOGO

The CITGARD logo consists of a stylized type. It should always appear as shown below. CITGARD carries a registered trademark and should be displayed with a superscript ® on the first reference within a document.



Four-color version



One-color version



One-color version reversed

CITGARD Used in Text

The CITGARD logo should not be displayed in another font, except when used in paragraph form. CITGARD should always appear in capital letters and in the same font and color as the surrounding text, no exceptions.

Example:

Business correspondence:

“...in trying the new CITGARD products.”

Avoid using CITGARD as a possessive. If possible, reword or adjust sentence structure to eliminate the apostrophe.

Examples:

Incorrect: “CITGARD’s logo is composed of...”

Correct: “The CITGARD logo is composed of...”

The ink combinations shown below are required to maintain the logo’s color integrity.

- PANTONE = PMS 871 Gold, Black
- CMYK = Gold (20% Cyan, 20% Magenta, 60% Yellow) Black (100% Black)

SYNDURANCE LOGO

The SynDurance logo consists of stylized type. It should always appear as shown below. SynDurance carries a registered trademark and should be displayed with a superscript ® on the first reference within a document.

SYNDURANCE®

SynDurance Used in Text

The SynDurance logo should not be displayed in another font, except when used in paragraph form. SynDurance should use a capital “S” and “D” in the same font and color as the surrounding text, no exceptions.

Example:

Business correspondence:

“...in trying the new SynDurance products.”

Avoid using SynDurance as a possessive. If possible, reword or adjust sentence structure to eliminate the apostrophe.

Examples:

Incorrect: “SynDurance’s logo is composed of...”

Correct: “The SynDurance logo is composed of...”

SUPERGARD LOGO

The SUPERGARD logo consists of a one-color type treatment. It should always appear as shown below. SUPERGARD carries a registered trademark and should be displayed with a superscript ® on the first reference within a document.

The logo consists of the word "SUPERGARD" in a bold, italicized, sans-serif font. The letters "S", "U", "P", "E", and "R" are filled with horizontal stripes, while "G", "A", "R", and "D" are solid. A registered trademark symbol (®) is at the top right.

One-color Pantone or CMYK version

The logo is identical to the gold version, but the stripes and solid letters are black. A registered trademark symbol (®) is at the top right.

One-color version

The logo is identical to the black version, but the stripes and solid letters are white, set against a solid black rectangular background. A registered trademark symbol (®) is at the top right.

One-color version reversed

SUPERGARD Used in Text

The SUPERGARD logo should not be displayed in another font, except when used in paragraph form. SUPERGARD should always appear in capital letters and in the same font and color as the surrounding text, no exceptions.

Example:

Business correspondence:

"..in trying the new SUPERGARD products."

Avoid using SUPERGARD as a possessive. If possible, reword or adjust sentence structure to eliminate the apostrophe.

Examples:

Incorrect: "SUPERGARD's logo is composed of..."

Correct: "The SUPERGARD logo is composed of..."

The SUPERGARD logo may be reproduced in the following ink combinations. However, use backgrounds and surrounding graphics with caution due to the knocked out horizontal stripes in the word "SUPER."

- PANTONE = PMS 871 Gold, Black
- CMYK = Gold (20% Cyan, 20% Magenta, 60% Yellow)

TRANSGARD LOGO

The TRANSGARD logo consists of a stylized type. It should always appear as shown below. TRANSGARD carries a registered trademark and should be displayed with a superscript ® on the first reference within a document.



One-color Pantone or CMYK conversion



One-color version



One-color version reversed

TRANSGARD Used in Text

The TRANSGARD logo should not be displayed in another font, except when used in paragraph form. TRANSGARD should always appear in capital letters and in the same font and color as the surrounding text, no exceptions.

Example:

Business correspondence:

“...in trying the new TRANSGARD products.”

Avoid using TRANSGARD as a possessive. If possible, reword or adjust sentence structure to eliminate the apostrophe.

Examples:

Incorrect: “TRANSGARD’s logo is composed of...”

Correct: “The TRANSGARD logo is composed of...”

The ink combinations shown below are required to maintain the logo’s color integrity. However, use backgrounds and surrounding graphics with caution due to the knocked out horizontal stripes in the word “TRANS.”

- PANTONE = PMS 871 Gold, Black
- CMYK = Gold (20% Cyan, 20% Magenta, 60% Yellow) Black (100% Black)

QUATRASYN LOGO

The QuatraSyn logo consists of a one-color type treatment. It should always appear as shown below. QuatraSyn carries a registered trademark and should be displayed with a superscript ® on the first reference within a document.

The logo consists of the word "QUATRASYN" in a bold, sans-serif font. The letters "Q" and "S" are solid black, while the letters "U", "A", "T", "R", "A", "S", "Y", and "N" are white with a black outline. A registered trademark symbol (®) is located at the top right of the "N".

One-color version

The logo is the same as the one-color version, but it is set against a solid red rectangular background. The letters "Q" and "S" are solid black, while the letters "U", "A", "T", "R", "A", "S", "Y", and "N" are white with a black outline. A registered trademark symbol (®) is located at the top right of the "N".

Over color version

QuatraSyn Used in Text

The QuatraSyn logo should not be displayed in another font, except when used in paragraph form. QuatraSyn should use a capital "Q" and "S" in the same font and color as the surrounding text, no exceptions.

Example:

Business correspondence:

"...in trying the new QuatraSyn products."

Avoid using QuatraSyn as a possessive. If possible, reword or adjust sentence structure to eliminate the apostrophe.

Examples:

Incorrect: "QuatraSyn's logo is composed of..."

Correct: "The QuatraSyn logo is composed of..."

To maintain the logo's integrity, it should be used as shown and never reversed.

LUBEALERT LOGO

The LubeAlert logo consists of a stylized type and an “L” and “A” forming a triangle. It should always appear as shown below. LubeAlert carries a trademark and should be displayed with a superscript ® on the first reference within a document.



LubeAlert®

Four-color version



LubeAlert®

One-color version



LubeAlert®

One-color outlined version

LubeAlert Used in Text

The LubeAlert logo should not be displayed in another font, except when used in paragraph form. LubeAlert should use a capital “L” and “A” in the same font and color as the surrounding text, no exceptions.

Example:

Business correspondence:

“..in trying the new LubeAlert products.”

Avoid using LubeAlert as a possessive. If possible, reword or adjust sentence structure to eliminate the apostrophe.

Examples:

Incorrect: “LubeAlert’s logo is composed of...”

Correct: “The LubeAlert logo is composed of...”

The ink combinations shown below are required to maintain the logo’s color integrity.

- PANTONE = PMS 158, PMS 185, Black
- CMYK = Orange (60% Magenta, 100% Yellow)
Red (5% Cyan, 100% Magenta, 100% Yellow)

MYSTIK LOGO

The Mystik logo was developed to represent the Mystik Lubricants brand and consists of the word “Mystik” and the familiar Iconic Dot logo. Mystik carries a registered trademark and should be displayed with a superscript ® on the first reference within a document.



Four-color version



Four-color reversed version



One-color version



One-color version reversed

Mystik Used in Text

The Mystik logotype should not be displayed in another font, except when in paragraph form. It should always appear in the same font and color as the surrounding text, no exceptions.

Example:

Business correspondence:

“..in trying the new Mystik products.”

Avoid using Mystik as a possessive. If possible, reword or adjust sentence structure to eliminate the apostrophe.

Examples:

Incorrect: “Mystik’s logo is composed of..”

Correct: “The Mystik logo is composed of..”

The ink combinations shown below are required to maintain the logo’s color integrity.

- PANTONE = PMS 199 Red, PMS 253 Purple, PMS 347 Green, Black
- CMYK = Red (2% Cyan, 96% Magenta, 65% Yellow)
Purple (47% Cyan, 90% Magenta, 2% Yellow)
Green (98% Cyan, 13% Magenta, 87% Yellow, 5% Black)
Black (100% Black)

Promotional Item Usage

- Use only one primary logo on any one item at a time. Follow the standard logo guidelines.
- The preferred size for the Mystik logo on apparel is 2.3”W x 1.2”H.
- Any use of specific product names or product logos on branded items must receive prior approval via email at lubesmkt@CITGO.com.
- For those items that present color challenges, a general rule to follow is to use the one-color version of the logo.
- For odd-sized or small promo items that do not easily fit the logo guidelines, contact lubesmkt@CITGO.com for guidance.

MYSTIK ICONIC DOT LOGO

The Mystik Iconic Dot logo was developed to represent the dot on the “i” of the Mystik Lubricants logo and as a stylized image representing the Mystik Lubricants brand. The Mystik Iconic Dot logo carries a registered trademark when represented alone and should be displayed with a superscript ®.



Four-color version



One-color version



One-color reversed version

Mystik Iconic Dot Used in Design

The Mystik Iconic Dot logo should not be altered. It should always appear as shown.

The ink combinations shown below are required to maintain the logo's color integrity.

- PANTONE = PMS 199 Red, PMS 253 Purple, PMS 347 Green, Black
- CMYK = Red (2% Cyan, 96% Magenta, 65% Yellow)
Purple (47% Cyan, 90% Magenta, 2% Yellow)
Green (98% Cyan, 13% Magenta, 87% Yellow, 5% Black)
Black (100% Black)

JT PRODUCTS LOGOS

The JT logos consist of a stylized type and a specific color for each product number. They should always appear as shown below. JT carries a registered trademark and should be displayed with a superscript ® on the first reference within a document.

Color versions



Black versions



JT Used in Text

The JT logos should not be displayed in another font, except when used in paragraph form. JT and the product number should always appear in the same font and color as the surrounding text, no exceptions.

Example:

Business correspondence:

"..in trying the new JT products."

Avoid using JT as a possessive. If possible, reword or adjust sentence structure to eliminate the apostrophe.

Examples:

Incorrect: "JT-4's logo is composed of..."

Correct: "The JT-4 logo is composed of..."

The ink combinations shown below are required to maintain the logo's color integrity. Logos use a gradient of 100% to 0% of the color specified or black.

JT-4

- Pantone = Process Blue
- CMYK = 90% Cyan

JT-5

- Pantone = 286 Blue
- CMYK = 100% Cyan, 66% Magenta, 3% Black

JT-6

- Pantone = PMS 347 Green
- CMYK = 100% Cyan, 80% Yellow, 3% Black

or (for high temperature)

- Pantone = PMS 485 Red
- CMYK = 100% Magenta, 91% Yellow

JT-7

- Pantone = PMS 199 Red
- CMYK = 96% Magenta, 65% Yellow, 10% Black

JT-8


- Pantone = PMS 253 Purple
- CMYK = 47% Cyan, 90% Magenta

JT-9


- Pantone = PMS 7484 Green
- CMYK = 90% Cyan, 37% Magenta, 97% Yellow, 35% Black

SX-7000 LOGO

The SX-7000 logo consists of a two-color type treatment. It should always appear as shown below. SX-7000 carries a registered trademark and should be displayed with a superscript ® on the first reference within a document.



Four-color version



One-color version

SX-7000 Used in Text

The SX-7000 logo should not be displayed in another font, except when used in paragraph form. SX-7000 should always appear in the same font and color as the surrounding text, no exceptions.

Example:

Business correspondence:

“..in trying the new SX-7000 products.”

Avoid using SX-7000 as a possessive. If possible, reword or adjust sentence structure to eliminate the apostrophe.

Examples:

Incorrect: “SX-7000’s logo is composed of...”

Correct: “The SX-7000 logo is composed of...”

The ink combinations shown below are required to maintain the logo’s color integrity.

- PANTONE = PMS 199 Red, PMS 871 Gold, Black
- CMYK = Red (100% Magenta, 62 Yellow)
Gold (20% Cyan, 20% Magenta, 60 Yellow)
Black (100% Black)

CLARION LOGO

The Clarion logo consists of an icon and logotype. It should always appear as shown below. Clarion carries a registered trademark and should be displayed with a superscript ® on the first reference within a document.



Clarion Used in Text

The Clarion logo should not be displayed in another font, except when used in paragraph form. Clarion should always appear in the same font and color as the surrounding text, no exceptions.

Example:

Business correspondence:

"..in trying the new Clarion products."

Avoid using Clarion as a possessive. If possible, reword or adjust sentence structure to eliminate the apostrophe.

Examples:

Incorrect: "Clarion's logo is composed of.."

Correct: "The Clarion logo is composed of.."

The ink combinations shown below are required to maintain the logo's color integrity.

Clarion Lubricants

- PANTONE = PMS 646
- CMYK = 65% Cyan, 30% Magenta, 11% Black

Clarion Food Grade

- PANTONE = PMS 1235
- CMYK = 29% Magenta, 91% Yellow

Clarion Environmental

- PANTONE = PMS 376
- CMYK = 50% Cyan, 100% Yellow

Promotional Item Usage

- Use only one primary logo on any one item at a time. Follow the standard logo guidelines.
- The preferred size for the Clarion logo on apparel is 2.9"W x 1.4"H.
- Any use of specific product names or product logos on branded items must receive prior approval via email at lubesmkt@CITGO.com.
- For those items that present color challenges, a general rule to follow is to use the one-color version of the logo.
- For odd-sized or small promo items that do not easily fit the logo guidelines, contact lubesmkt@CITGO.com for guidance.

VEKTOR PARTNER LOGO

The Vektor Partner logo consists of stylized type inside a graphic mark. It should always appear as shown below. Vektor Partner carries a trademark and should be displayed with a superscript TM on the first reference within a document.



Vektor Partner Used in Text

The Vektor Partner logo should not be displayed in another font, except when used in paragraph form. Vektor Partner should use a capital "V" and "P" in the same font and color as the surrounding text, no exceptions.

Example:

Business correspondence:

"...is being recognized as a Vektor Partner."

Avoid using Vektor Partner as a possessive. If possible, reword or adjust sentence structure to eliminate the apostrophe.

Examples:

Incorrect: "Vektor Partner's logo is composed of..."

Correct: "The Vektor Partner logo is composed of..."

The ink combinations shown below are required to maintain the logo's color integrity.

- PANTONE = PMS 158, PMS 187, PMS 185, Black
- CMYK = Red (5% Cyan, 100% Magenta, 100% Yellow)
Dark Red (30% Cyan, 100% Magenta, 100% Yellow)
Orange (60% Magenta, 100% Yellow) Black (100% Black)

LUBRICANT TRADEMARKS

The following brand and product names are registered or trademarked by CITGO in the U.S. Each name should be displayed with the appropriate superscript ® or ™ on the first reference within a document.

AdvantageLube™	MarketNet®	Vektor Partner®
Amplex®	Milemaster®	ViscidLube®
Autokut®	Mystik®	Zoomgevity®
Blendkote®	Mystik® JT-6® Lo-Temp Extreme Grease™	
Circle Design®	Mystik JT-7®	
CITCOOL®	North Star®	
CITGARD®	Ordnance®	
CITGARD SynDurance®	OverDrive HD®	
CITGO®	Pacemaker®	
Clarion®	Power Lubricants®	
CompKleen®	Precision Blue®	
CompressorGard®	Premium Gear Oil®	
DIMENSION®	Primolith®	
Dr. Lube®	Procoil®	
Econolith®	Quadband Design®	
Emulsiplex®	QuatraSyn®	
FR-40 XD®	Quenchol®	
Gascom®	Refinery Worx®	
Gascon®	Response & Design®	
GoBox™	RUST-O-LENE®	
Honol®	Sea & Snow®	
HyDurance®	Sentry®	
HyDurance BIO™	SlideRite®	
Hytherm®	SUPERGARD®	
JT-1®	SX-6®	
JT-4®	SX-7®	
JT-5®	SX-7000®	
JT-6®	SynBar®	
JT-7®	Tenax®	
JT-8®	Terra®	
JT-9®	TerraSyn®	
Koolblade®	Tetrimoly®	
Lakemont Pipeline®	TRANSGARD®	
Leakshield®	Trukut®	
Litho-Flex®	Tuff-Torq EG®	
Lithoplex®	Turbax®	
LubeAlert®	Tul-Kut®	
Lubrication Domination®	UltraLife®	

CITGO Lubricant, Brand Copyright and Trademark Sentences

All CITGO Lubricants brand names, logos, products and taglines referenced in this guide and carrying a trademark or registered trademark, should be displayed with a superscript (™) or (®) on the first reference within a document. Additionally, one of the sentences below must be used. Product names and taglines can be specifically referenced in the sentence, but it is not necessary.

- CITGO Lubricants trademarked or registered logo, name, product and/or tagline

Example:

©2026 CITGO Petroleum Corporation
CITGO, the CITGO Lubricants logo and all related marks are registered trademarks of CITGO Petroleum Corporation.

- Mystik Lubricants trademarked or registered logo, name, product and/or tagline

Example:

©2026 CITGO Petroleum Corporation
The Mystik Lubricants name, logo and all related marks are registered trademarks protected by federal law.

- Clarion Lubricants trademarked or registered logo, name, product and/or tagline

Example:

©2026 CITGO Petroleum Corporation
The Clarion Lubricants logo and all related marks are registered trademarks of CITGO Petroleum Corporation.

If third party names, logos, products and or taglines are specifically referenced in a document, include the following sentence in addition to those listed above:

- All other registered trademarks or trademarks are the property of their respective owners.

www.CITGO.com

CITGO Petroleum Corporation
P.O. Box 4689
Houston, TX 77210

